

2025

FACT BOOK

Table of Contents

Section I: College Overview.....	2
Chippewa Valley Technical College Overview.....	3
Mission Statement.....	4
Vision Statement.....	4
Values.....	4
Core Abilities.....	5
Section II: Student Demographics.....	6
Student percent by Race.....	7
Student percent by Age.....	8
Student percent by Gender.....	9
Student percent by Full-time Status.....	10
Credit Type.....	11
Section III: Enrollment.....	12
10-year Trend Headcount.....	13
10-year Trend FTE.....	13
Program Student by Degree Type.....	14
Student Headcount by Program.....	14
WTCS Headcount and FTE counts.....	18
Dual Credit	19
Section IV: Student Outcomes.....	20
Course Success.....	21
Graduation Rates.....	21
Retention Rates.....	22
Transfer Rates	23

Section I: COLLEGE OVERVIEW

Chippewa Valley Technical College Overview

Chippewa Valley Technical College (CVTC) was established in 1912 as part of the public-school system and became one of sixteen colleges organized as Wisconsin Technical College System (WTCS) in 1968. CVTC's district encompasses an eleven-county area in West-Central Wisconsin. The College's largest campus is located in Eau Claire with major regional centers in Chippewa Falls, Menomonie, Neillsville, and River Falls.

CVTC operates under a model of shared governance with responsibility for the operation of the College shared by the Wisconsin Technical College System (WTCS) Board and a local nine-member Board of Trustees. County Board Chairpersons appoint Trustees who serve three-year staggered terms. Trustees are empowered to levy property taxes for facilities and equipment, develop annual budgets, and hire personnel. The College President, Dr. Sunem Beaton-Garcia, began her term in 2021.

Mission Statement

CVTC delivers innovative, applied, and flexible education that supports a diverse community of learners, improves the lives of students, and adds value to our communities.

Vision Statement

CVTC is a dynamic partner, empowering students, employers, and communities to learn and succeed.

Values

Commitment

We value all students and their diverse backgrounds. We are committed to their learning and success in global society.

Trust

We act with honesty, integrity, and fairness.

Respect

We value a safe and cooperative work environment where individuals care for each other and grow through open communication.

Collaboration

We value partnerships with business, government, educational systems, and our communities.

Excellence

We value working together to develop and continuously improve processes that support the creative pursuit of new ideas.

Accountability

We value the resources entrusted to us and will use them responsibly.

Core Abilities

Models Integrity

1. Demonstrates adaptability
2. Practices ethical behavior
3. Exhibits personal accountability
4. Uses generative AI to explore possibilities, not answers

Thinks Critically

1. Assesses complex situations
2. Evaluates resources for appropriate use
3. Implements problem-solving strategies
4. Analyze generative AI results to determine accuracy

Communicates Effectively

1. Comprehends oral, written, and visual communication
2. Speaks clearly, concisely, and professionally
3. Writes clearly, concisely, and professionally
4. Utilizes generative AI to enhance original work

Values Diversity

1. Cultivates an inclusive environment
2. Demonstrates a global consciousness
3. Recognizes personal biases
4. Investigates diverse perspectives using generative AI

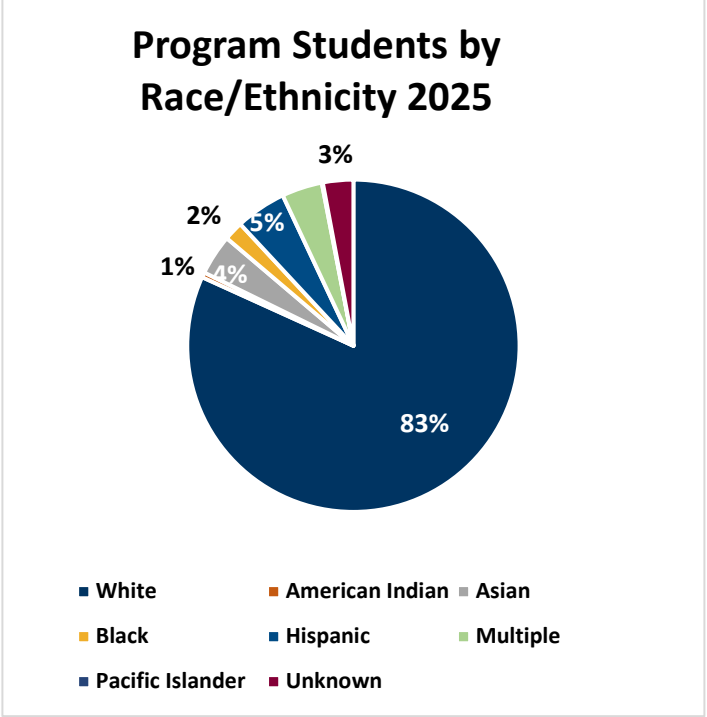
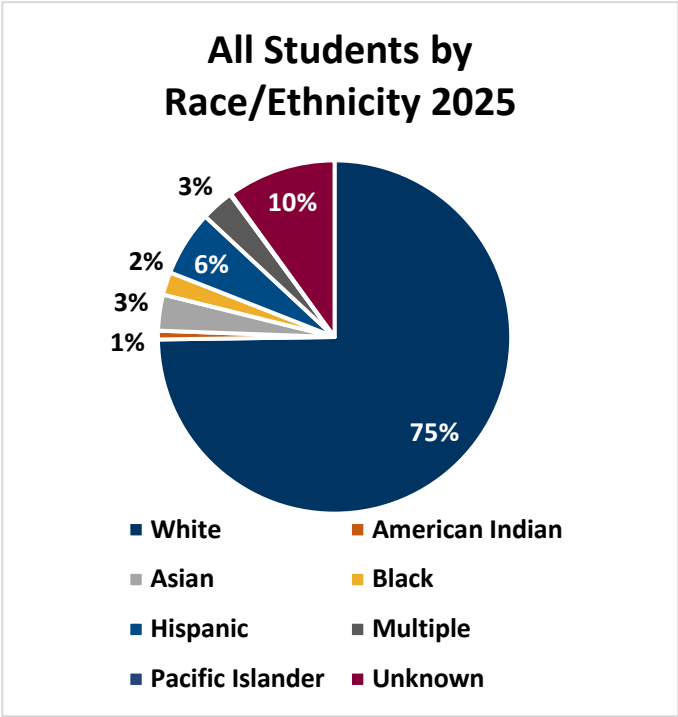
These core abilities are woven throughout the student's avenue of study not becoming the sole responsibility of any one course but rather integrated into all curriculum as appropriate, thus building a strong base for academic and personal success.

All Students: Includes program, undeclared students (pre-program, dual credit, continuing education, academic services, and adult education services), and course enrollees.

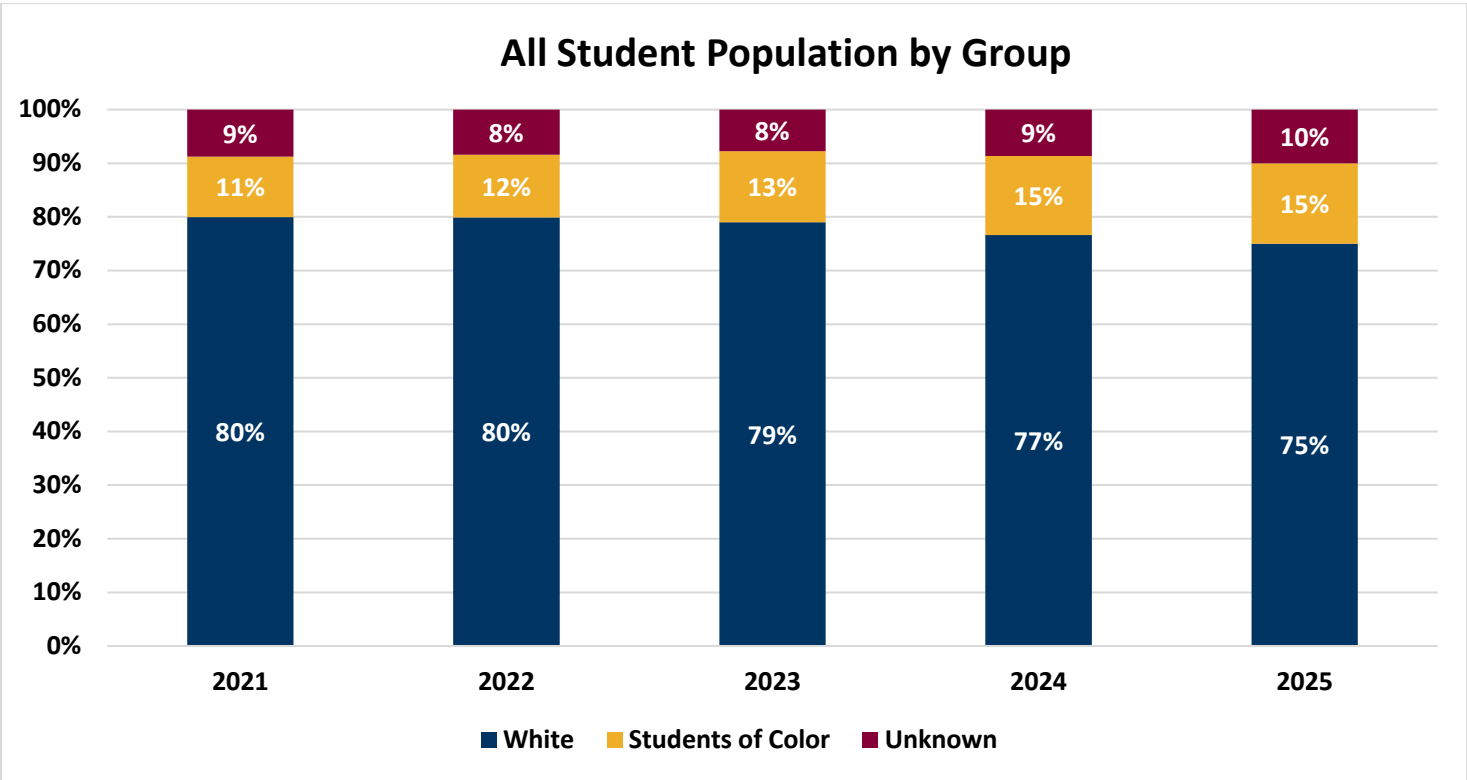
Program Students: Includes only students enrolled in a program or pre-program (unless noted otherwise)

Section II: STUDENT DEMOGRAPHICS

Race/Ethnicity

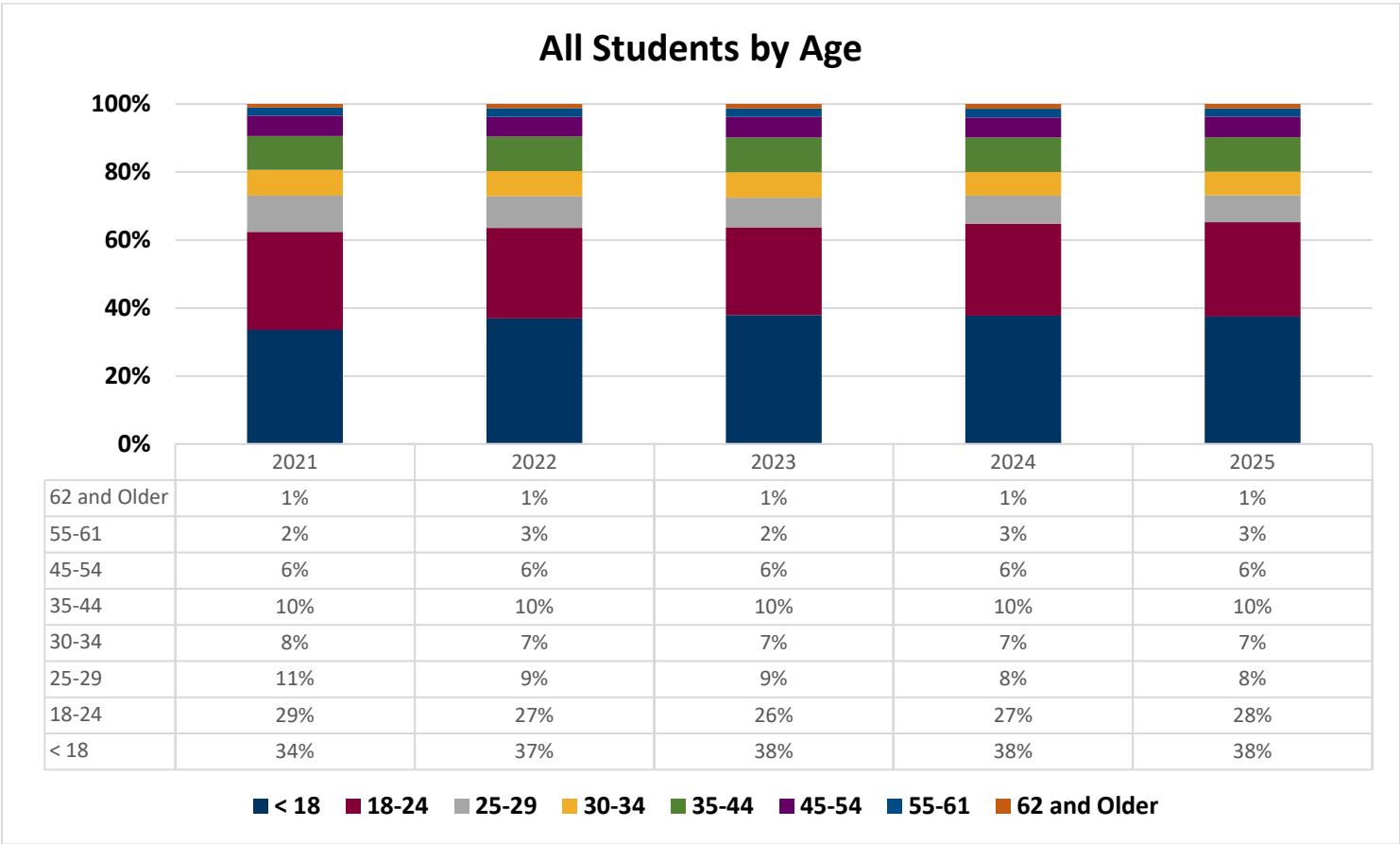


Source: WTCS OLAP cube

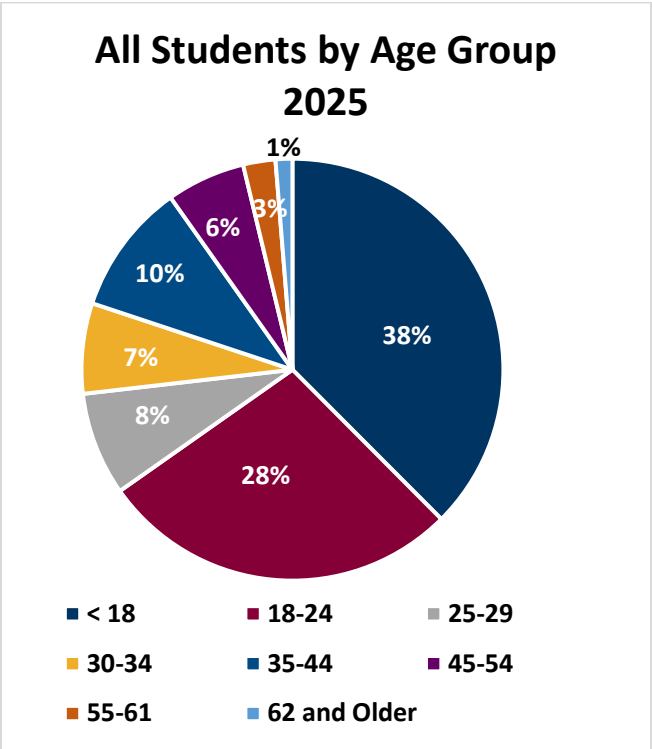
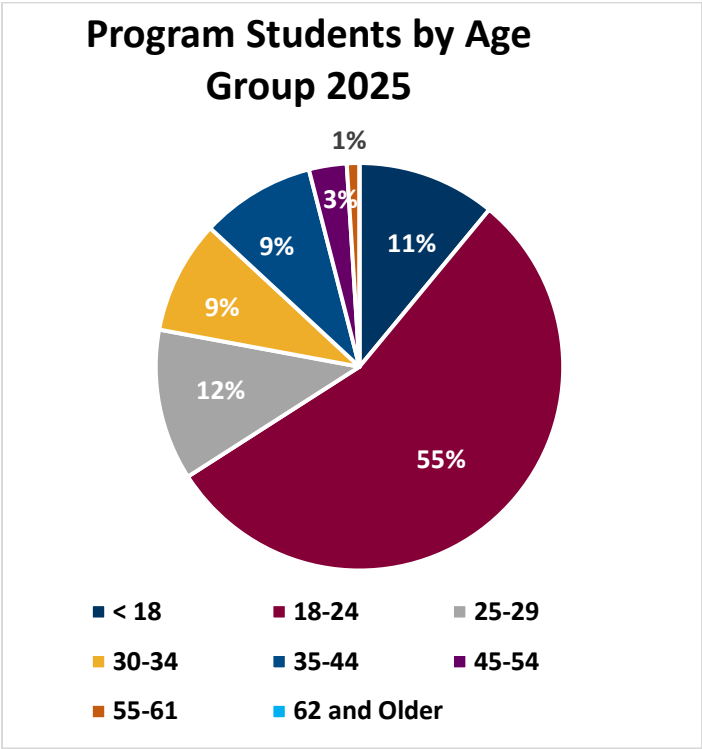


Source: WTCS OLAP cube

Age

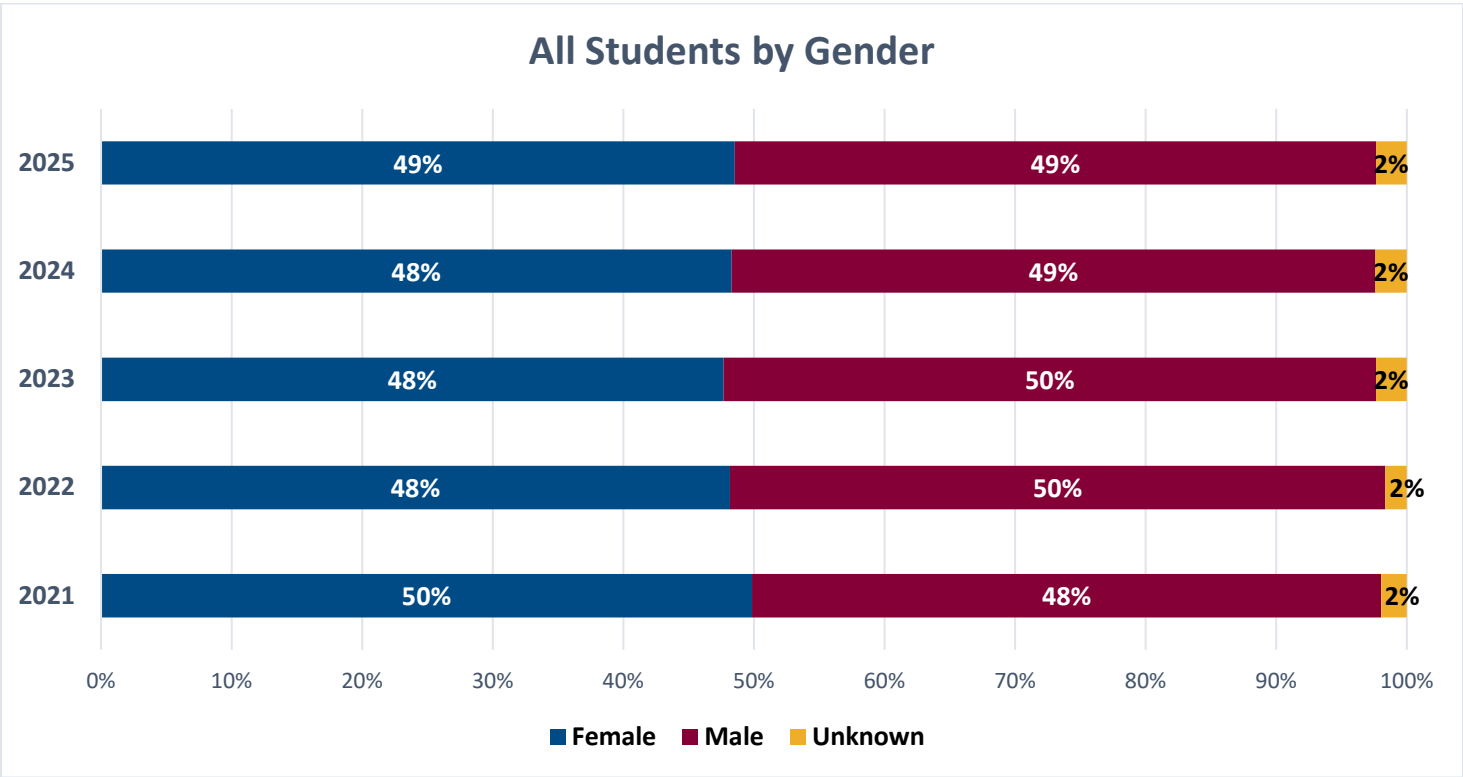


Source: WTCS OLAP cube

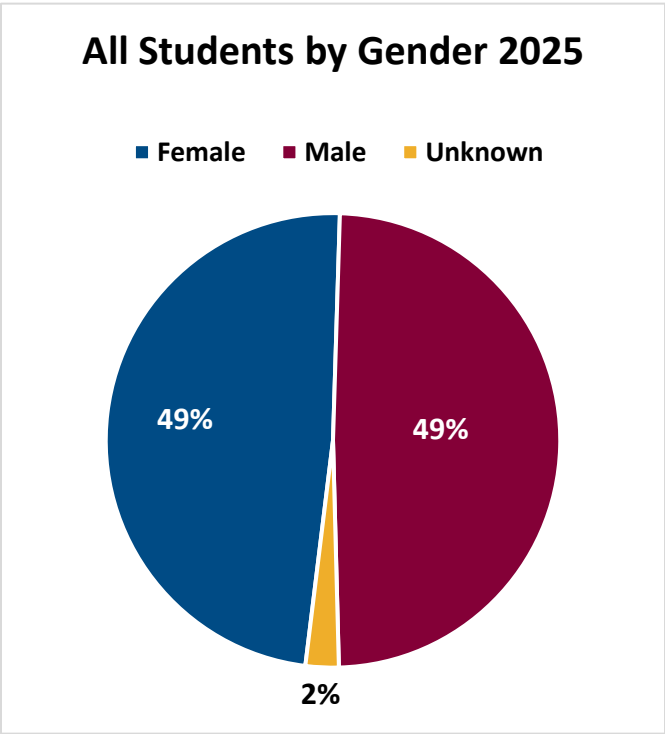


Source: WTCS OLAP cube

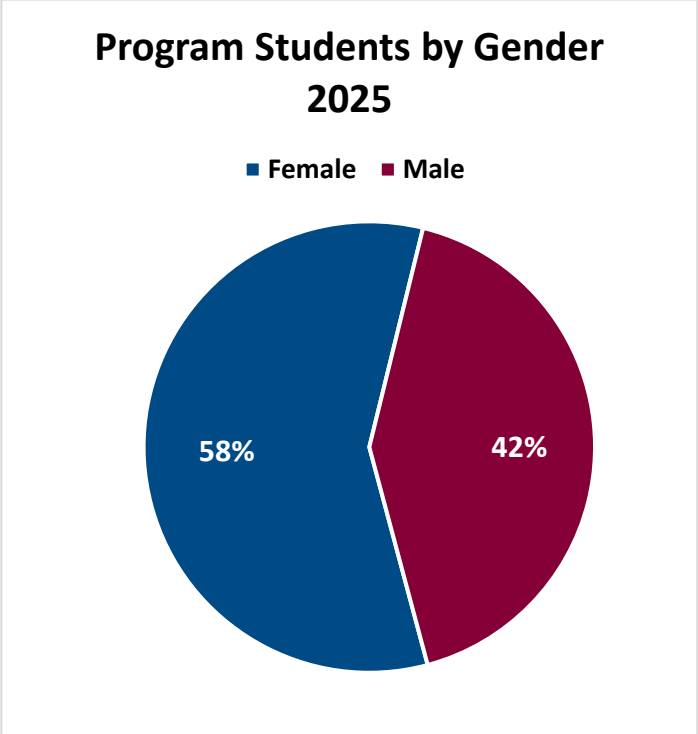
Gender



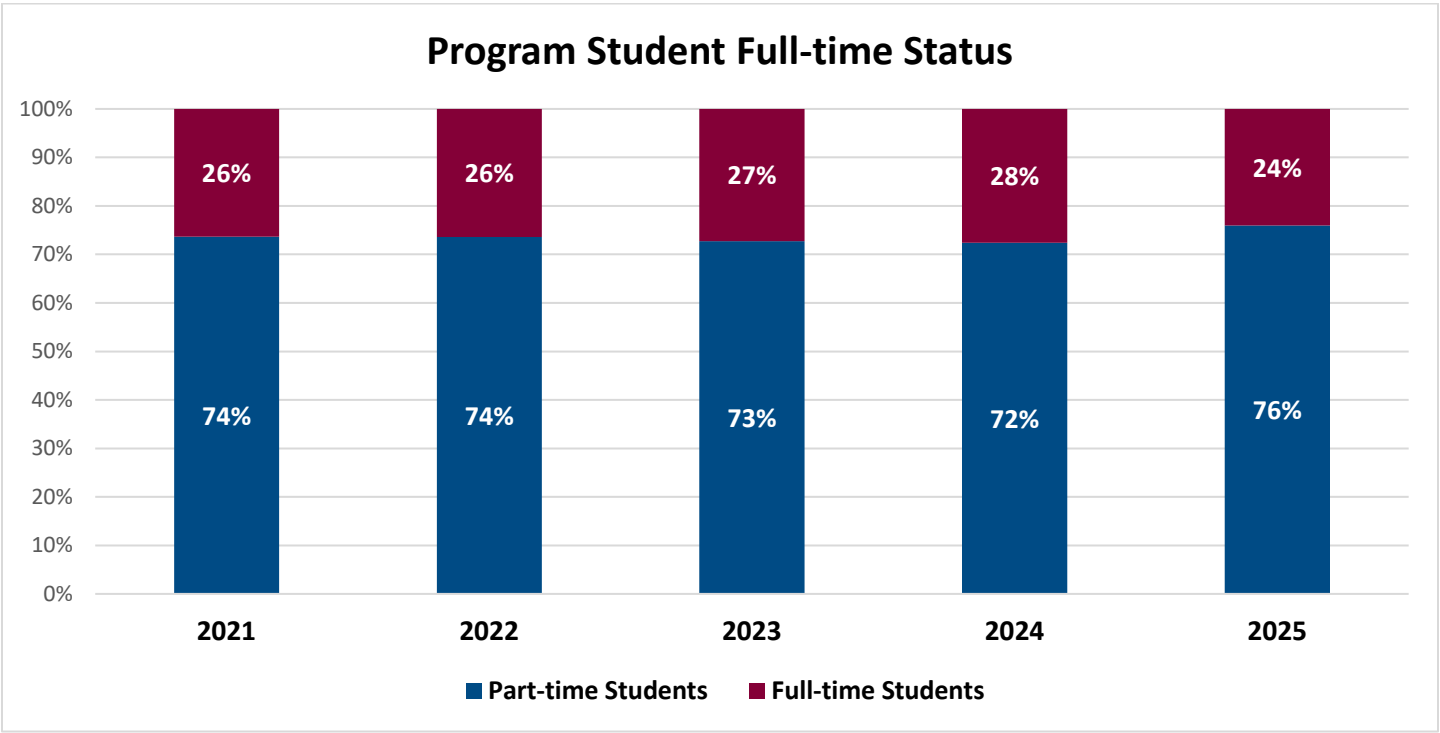
Source: WTCS OLAP cube



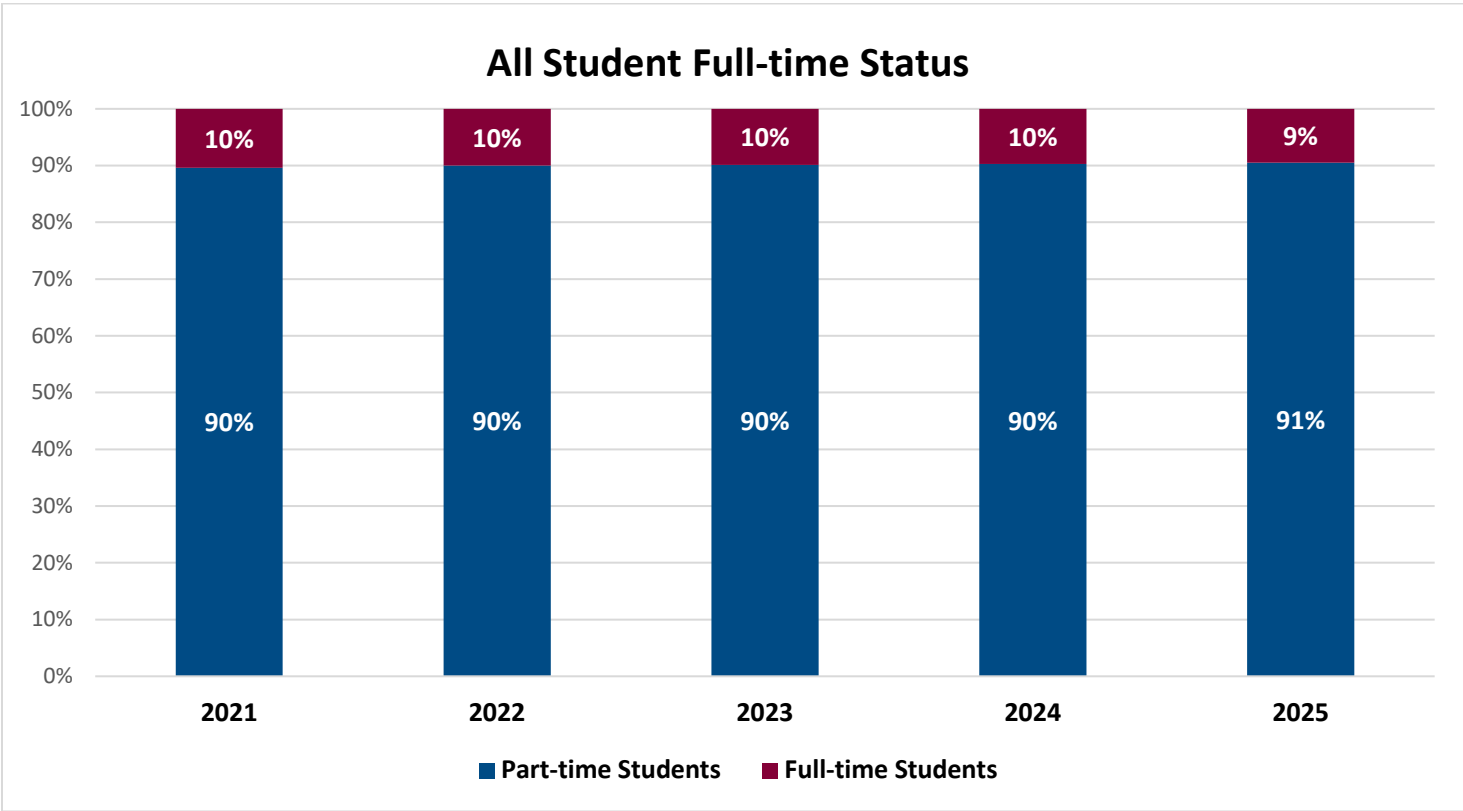
Source: WTCS OLAP cube



Student Full-time Status

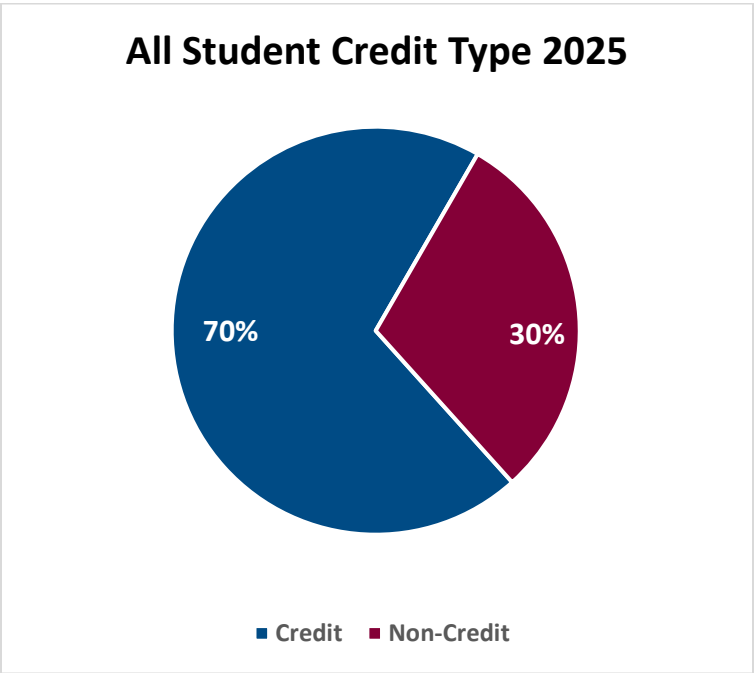


Source: WTCS OLAP cube

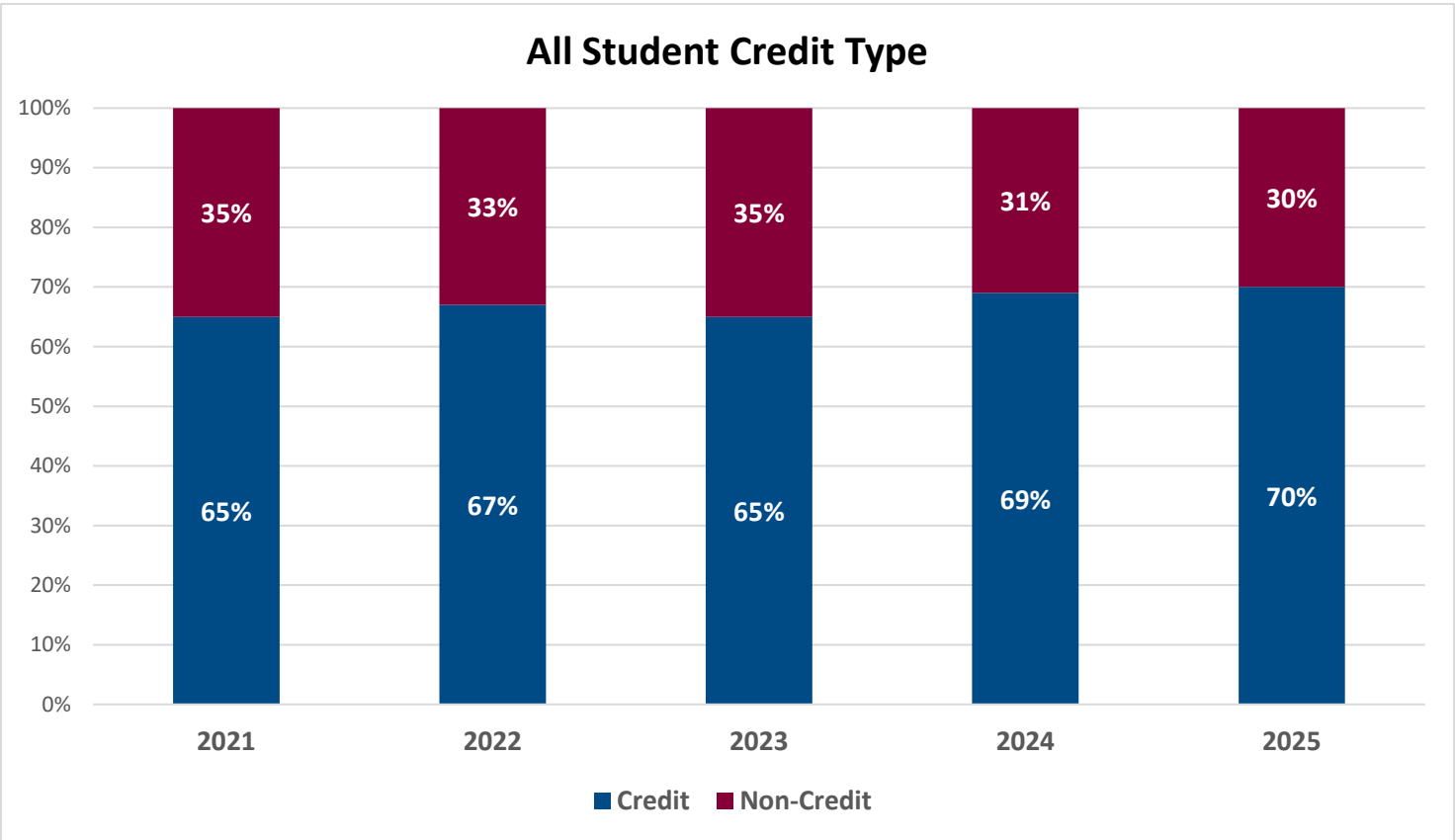


Source: WTCS OLAP cube

Credit Type



Source: CVTC local OLAP cube

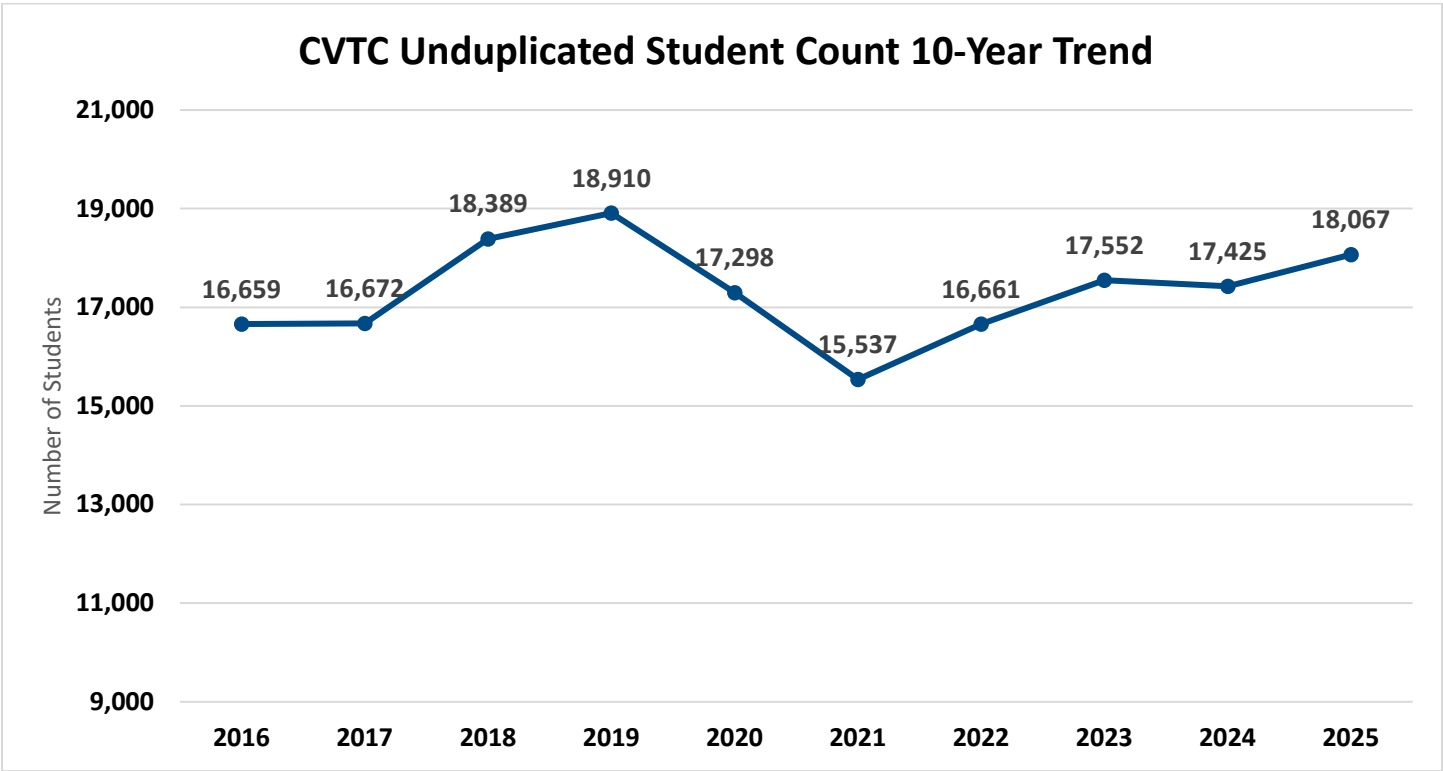


Source: CVTC local OLAP cube

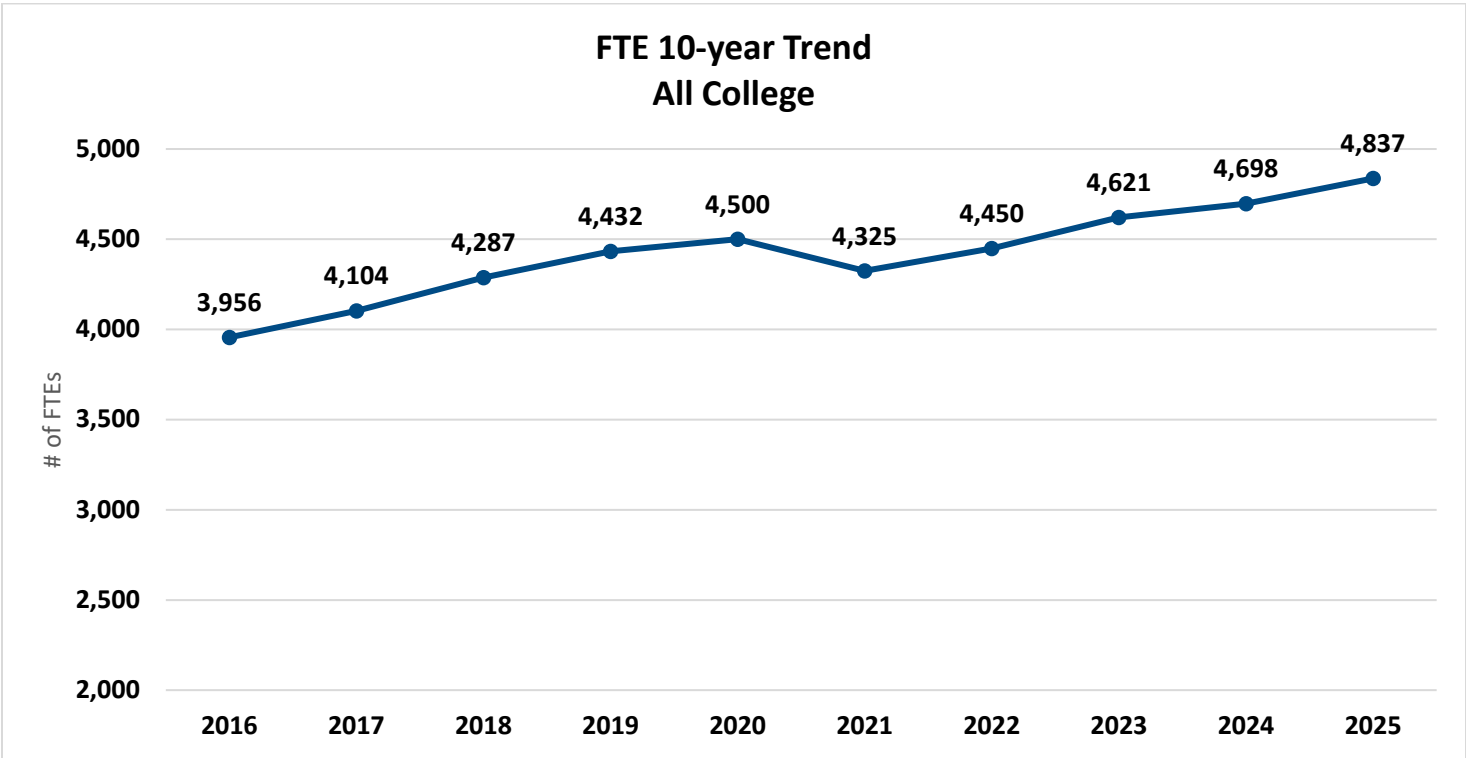
Students counted more than once if enrolled in both credit and non-credit courses

Section III: ENROLLMENT

All Students: Count & FTEs

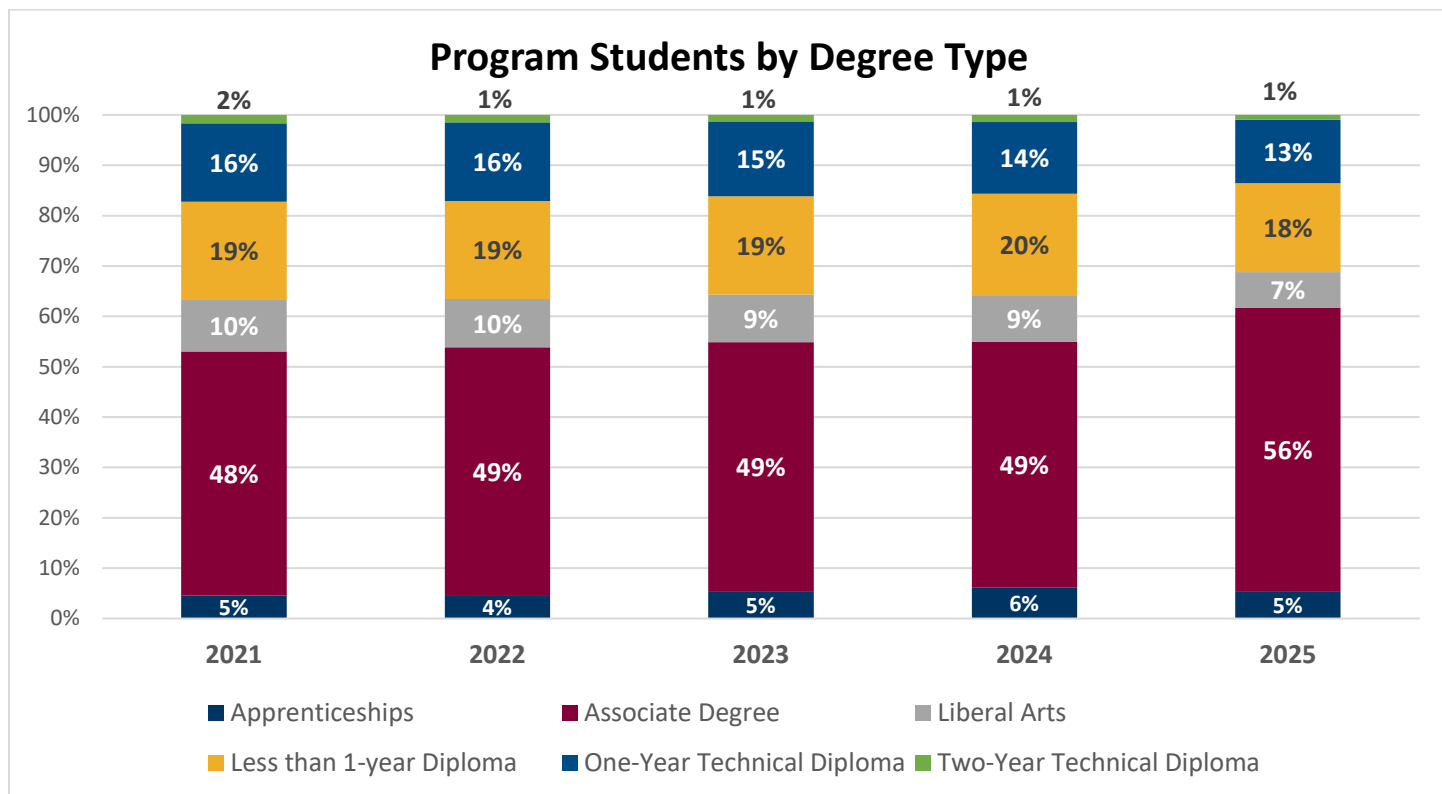


Source: WTCS OLAP cube



Source: WTCS OLAP cube

Program Students



Source: WTCS OLAP cube

Students counted more than once if enrolled in multiple degree types

Headcount by Program – Includes Program and Pre-Program Students

Program Number	Program	2020-21	2021-22	2022-23	2023-24	2024-25	Unduplicated Total
100011	Landscape Plant Turf Mgmt	13	16	15	13	9	60
100917	Animal Science Management	29	28	32	33	33	100
100939	Agronomy Management	20	23	29	37	26	82
101011	Accounting	158	155	146	126	140	447
101023	Business Management	550	660	628	638	657	1,756
101043	Marketing	73	55	54	63	62	201
101048	Digital Marketing	66	64	66	73	90	236
101066	Administrative Professional	48	47	31	31	35	115
101101	Legal Studies/Paralegal	40	46	55	57	68	185
101161	Human Resources	137	108	91	86	108	331
101502	IT-Network Specialist	152	147	122	140	123	423
101521	IT-Software Developer	231	235	224	220	202	675
101528	IT-Mobile Developer	6	0	0	0	0	6
101563	IT-Data & Analytics Specialist	0	0	47	79	93	141
101821	Supply Chain Management	37	39	45	49	56	134
101961	Organizational Leadership	4	2	0	0	0	5
102011	Graphic Design	43	86	112	101	100	276

Program Number	Program	2020-21	2021-22	2022-23	2023-24	2024-25	Unduplicated Total
103071	Early Childhood Education	76	78	103	102	99	301
103161	Culinary Management	55	42	38	38	47	150
104621	Mechatronics Specialist	23	36	35	32	41	109
104751	Residential Construction Mgmt	5	5	7	7	5	15
104995	Tech Studies-Journeyworker	16	9	11	10	4	32
105021	Aesthetician - Adv Practice	0	0	0	0	37	37
105041	Criminal Justice-Law Enforce	0	0	0	1	0	1
105045	Criminal Justice	158	123	99	97	108	399
105081	Dental Hygienist	109	116	114	114	140	371
105121	Surgical Technology	0	0	11	46	65	82
105131	Medical Laboratory Technician	56	59	45	34	36	140
105151	Respiratory Therapy	62	51	58	71	73	200
105222	Foundations of Teacher Ed	44	31	32	35	28	106
105241	Physical Therapist Assistant	57	53	39	56	57	177
105261	Radiography	163	161	144	152	211	504
105262	Diagnostic Medical Sonography	134	173	195	200	225	561
105281	Funeral Service	0	0	4	12	15	24
105306	Health Info Management & Tech	63	59	53	71	64	179
105311	Paramedic Technician	9	11	18	33	34	79
105312	FireMedic	50	43	50	68	71	172
105371	Massage Therapy - Adv Practice	0	0	0	0	1	1
105392	Health Navigator	14	22	10	3	1	25
105431	Nursing-Associate Degree	1,023	866	869	854	902	2,414
105501	Substance Use Disorder Counseling	67	71	53	40	38	150
105571	Library & Info Services	45	38	42	55	58	150
106011	Air Cond, Heating & Refrg Tech	9	15	15	20	19	73
106061	Mechanical Design Technology	45	41	44	52	52	157
106147	Arch Structural Design	29	33	38	30	36	114
106201	Electromechanical Technology	1	0	0	0	0	1
106238	Manufacturing Eng Technologist	17	27	26	23	25	68
106641	Automation Eng Technology	75	63	51	55	59	185
106991	Professional Communications	36	31	37	33	22	96
108251	Individualized Tech Studies	1	5	5	6	7	13
111511	IT-Cybersecurity Analyst	0	0	2	12	2	13
115081	Expand Function Dntl Auxiliary	0	0	0	7	18	25
208001	Associate of Arts-Liberal Arts	0	0	162	283	312	568
208002	Assoc of Science-Liberal Arts	607	565	426	289	238	1,519
300701	Agriculture Service Technician	0	5	2	3	0	6
300901	Farm Bus & Production Mgmt	63	55	48	53	31	114
301013	Bookkeeper	14	20	16	17	41	103
301025	Business Generalist	25	33	41	27	38	131

Program Number	Program	2020-21	2021-22	2022-23	2023-24	2024-25	Unduplicated Total
301063	Office Receptionist	3	3	3	3	1	12
301092	Hospitality Foundations	0	0	0	0	12	12
301102	Legal Studies/Paralegal Post-Baccalaureate	7	5	4	8	10	31
301525	IT - Software Dev Specialist	10	7	9	10	5	35
303144	Baking and Pastry Specialist	5	6	20	14	10	51
304013	Renewable Energy	1	3	3	2	2	8
304123	Heavy Equipment Srv Technician	0	0	0	2	0	2
304581	Truck Driving	55	53	65	67	66	305
304621	Electrical Maintenance	8	15	12	12	27	68
304622	Mechanical Maintenance	2	1	4	3	10	18
305024	Nail Technician	10	12	15	14	13	64
305042	Crim Justice-Law Enf 720 Acad	53	62	61	59	54	288
305082	Dental Assistant	21	17	26	28	37	128
305092	Patient Service Specialist	1	1	0	0	1	2
305094	Clinical Assistant	0	0	0	0	9	9
305134	Lab Assistant	0	0	0	25	35	60
305191	Custodial Services	41	26	3	0	0	54
305223	Autism Assistant	0	0	2	12	16	27
305313	Emergency Medical Technician	109	128	95	97	90	482
305341	Central Service Technician	12	9	5	4	0	29
305342	Sterile Processing Technician	0	0	0	0	9	9
305431	Nursing Assistant	144	135	102	114	102	556
306063	Design and Drafting Technology	6	8	10	11	26	58
306234	Manufacturing Quality	2	4	4	7	5	16
310011	Landscape, Plant & Turf Tech	25	29	17	17	11	86
311011	Accounting Assistant	17	20	22	21	21	75
311041	Sales and Marketing Specialist	1	7	5	7	7	24
311061	Office Assistant	13	14	13	10	4	44
311452	Entrepreneurship	24	32	32	20	20	103
311541	IT-Desktop Support Technician	0	0	0	0	5	5
313071	Child Care Services	9	6	14	10	13	43
313162	Culinary Production Specialist	0	0	9	5	5	16
314011	A/C, Htg & Refrigeration Tech	58	71	68	63	69	286
314043	Automotive Maintenance Tech.	29	31	30	32	38	153
314051	Auto Collision Rpr & Ref Tech	20	22	21	20	9	54
314125	Diesel Mechanic	0	0	0	1	0	1
314132	Electrical Power Distribution	37	34	36	36	36	177
314208	Machine Tool Operator	7	8	16	7	4	34
314213	Mechanical CAD Operator	12	14	18	9	1	32
314421	Welding	84	69	85	61	76	297
314612	Motorcycle, Marine & Outdoor P	20	21	21	26	27	76

Program Number	Program	2020-21	2021-22	2022-23	2023-24	2024-25	Unduplicated Total
314622	Mechatronics Technician	27	30	26	30	31	93
314692	Gas Utility Construction & Srv	12	18	15	20	14	79
314753	Residential Construction	36	27	28	34	30	147
315021	Cosmetology	66	78	90	83	83	258
315091	Medical Assistant	92	82	52	30	32	205
315121	Surgical Technologist	56	41	36	0	0	106
315223	Autism Technician	0	0	5	0	0	5
315301	Medical Coder	7	22	29	28	34	95
315311	Paramedic	55	37	19	36	34	127
315431	Practical Nursing	108	68	51	64	64	272
316203	Electromech Maint Tech	22	20	18	23	24	78
324042	Automotive Technician	11	16	11	13	16	64
324121	Diesel Truck Technician	41	37	35	31	27	109
324205	Machine Tooling Technics	40	29	26	33	25	98
324571	Welding Fabrication	12	10	7	11	5	40
501541	IT Service Desk Tech Appren	0	0	1	1	0	2
503071	Early Childhood Edu Apprentice	0	0	6	3	9	15
504132	Electricity (Construction) App	110	104	110	124	143	273
504136	Electrical Lineman	92	89	108	99	108	220
504231	Maintenance Mech/Millwright	0	3	6	11	9	17
504273	Tech Plumbing	61	63	87	95	97	169
504352	Steamfitting	26	30	34	54	51	80
504421	Welding Fabricator Apprentice	5	0	0	0	0	5
611023	Business Associate	2	3	4	8	8	20
611044	Customer Sales and Service	1	0	0	0	1	2
614421	Intro to Gas Metal Arc Welding	12	12	15	17	19	53
616011	Air Conditioning	1	1	1	0	2	5
616014	Refrigeration	0	0	0	0	1	1
Grand Total		6,126	6,031	5,961	6,127	6,436	17,787

Source: CVTC local OLAP cube

Wisconsin Technical College System (WTCS) Students: Count & FTEs

Unduplicated Student Count by WTCS College

	2021	2022	2023	2024	2025
Fox Valley Technical College	44,520	50,241	51,629	50,416	48,943
Milwaukee Area Technical College	25,397	28,682	30,226	31,112	35,781
Madison Area Technical College	24,135	26,370	27,943	28,628	30,040
Northeast Wisconsin Technical College	23,965	25,160	26,119	26,013	26,614
Gateway Technical College	16,468	18,273	19,050	20,442	20,806
Northcentral Technical College	16,167	18,671	19,371	19,337	19,155
Waukesha County Technical College	16,045	17,663	18,184	17,883	18,571
Chippewa Valley Technical College	15,537	16,661	17,552	17,425	18,067
Moraine Park Technical College	12,530	13,786	14,607	15,732	15,251
Northwood Technical College	13,798	14,483	14,203	14,134	14,385
Western Technical College	11,716	13,877	14,435	14,067	14,189
Mid-State Technical College	7,644	7,975	10,340	11,043	12,531
Lakeshore Technical College	8,263	8,964	9,440	8,488	8,765
Blackhawk Technical College	7,492	8,413	7,956	7,300	7,030
Southwest Wisconsin Technical College	6,479	6,656	7,338	7,113	6,058
Nicolet Area Technical College	3,103	3,789	4,039	3,744	4,021
Grand Total	253,217	279,617	292,390	292,837	300,175

Source: WTCS OLAP cube

Order of highest to lowest enrollments for 2025

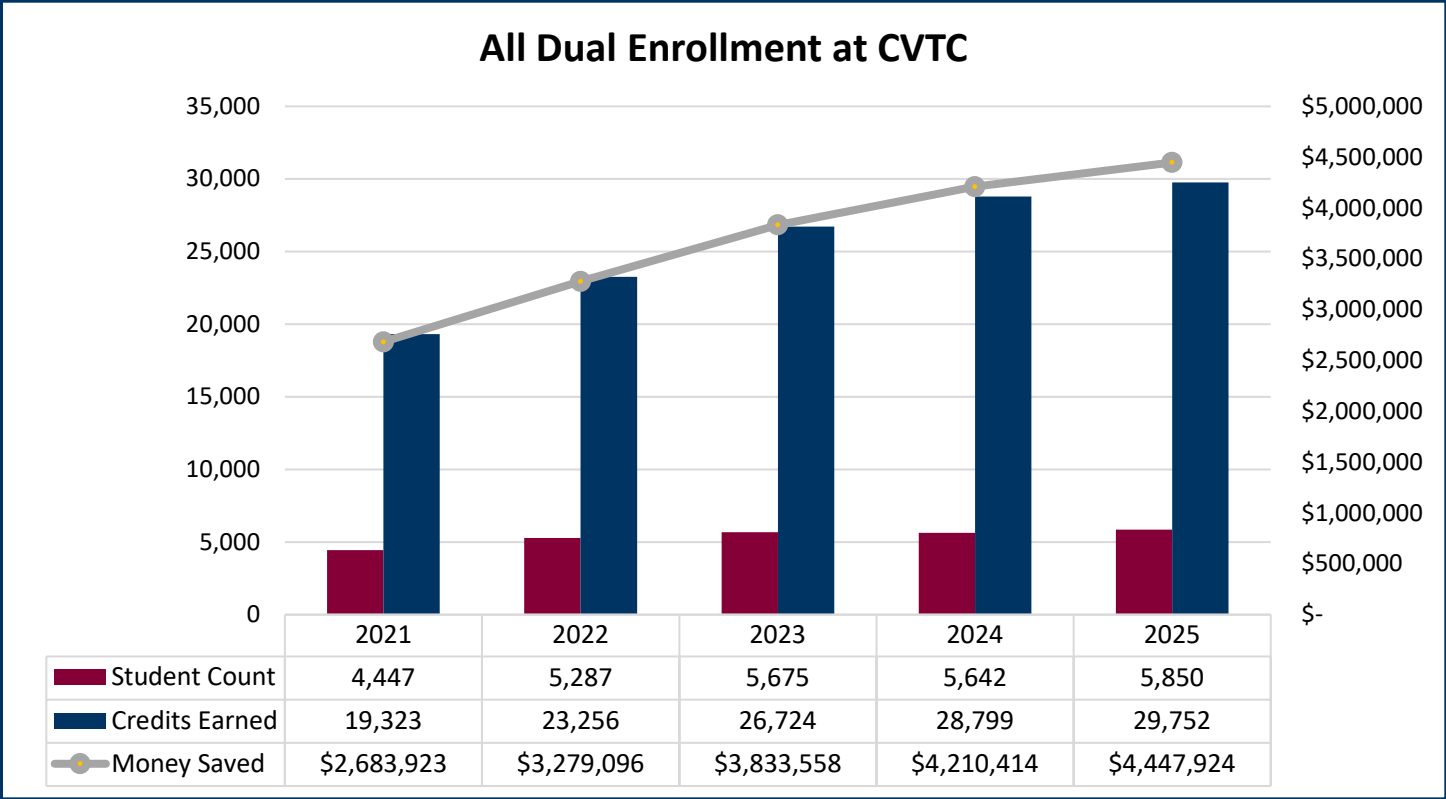
FTEs by WTCS College

	2021	2022	2023	2024	2025
Milwaukee Area Technical College	8,165	8,169	8,544	8,912	9,764
Madison Area Technical College	7,618	7,572	7,822	8,155	8,496
Fox Valley Technical College	5,694	5,746	5,947	6,166	6,254
Northeast Wisconsin Technical College	5,804	5,606	5,692	5,810	6,134
Gateway Technical College	4,450	4,529	4,670	4,952	5,200
Chippewa Valley Technical College	4,325	4,450	4,621	4,698	4,837
Waukesha County Technical College	3,552	3,519	3,589	3,780	3,989
Western Technical College	3,440	3,706	3,891	3,870	3,699
Northcentral Technical College	3,319	3,317	3,307	3,428	3,389
Moraine Park Technical College	2,387	2,416	2,398	2,606	2,794
Mid-State Technical College	1,837	1,849	1,969	2,044	2,213
Northwood Technical College	2,052	2,031	1,941	2,038	2,175
Blackhawk Technical College	1,736	1,789	1,794	1,812	1,829
Southwest Wisconsin Technical College	1,425	1,438	1,495	1,488	1,458
Lakeshore Technical College	1,612	1,593	1,538	1,420	1,448
Nicolet Area Technical College	840	863	793	744	773
Grand Total	58,255	58,596	60,011	61,924	64,451

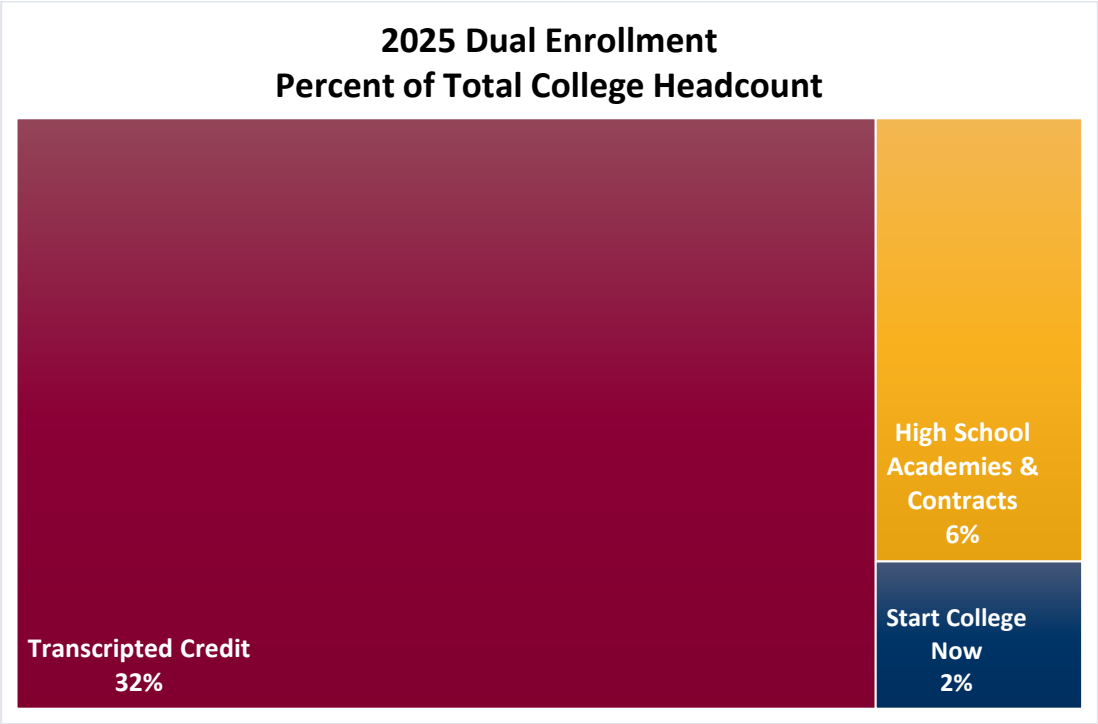
Source: WTCS OLAP cube

Order of highest to lowest FTEs for 2025

Dual Credit



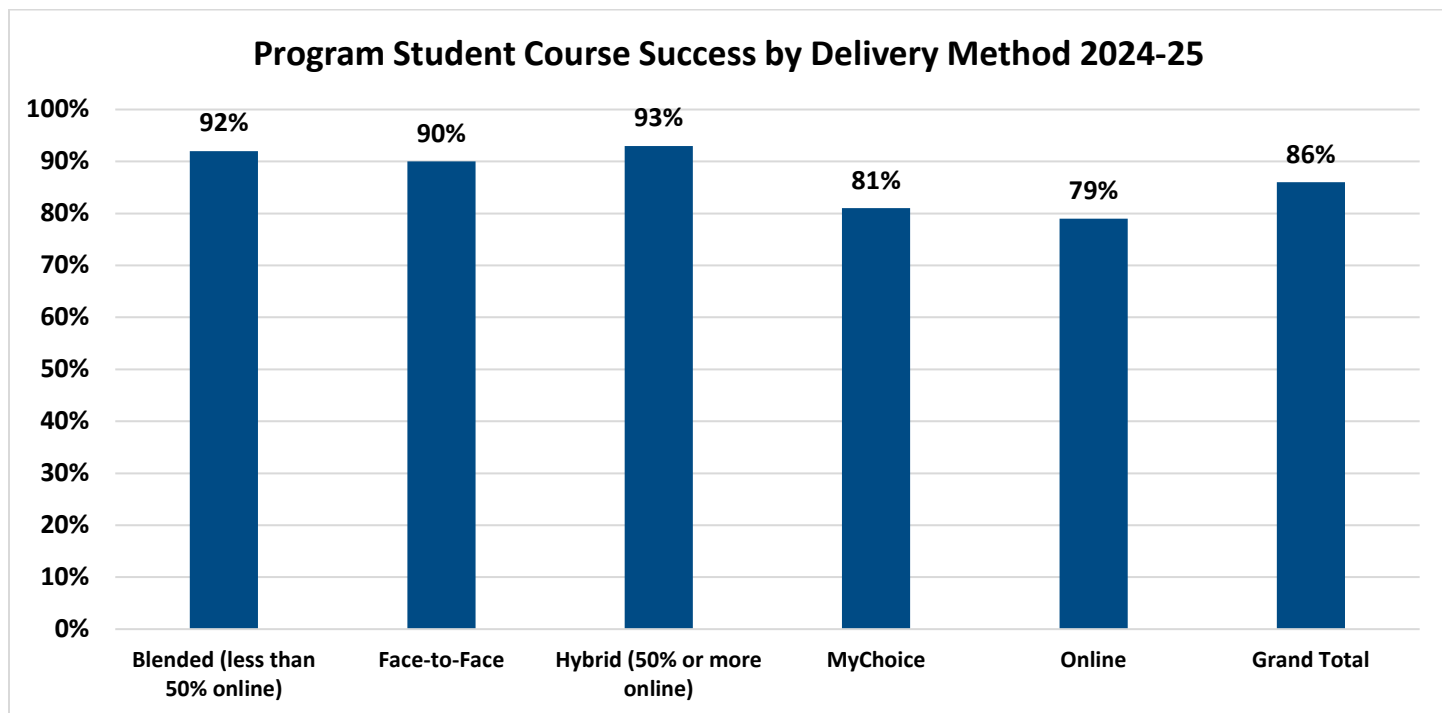
All dual credit types included: Transcribed Credit, Start College Now, and HS Academies/Contracts



Dual enrolled students make up 36% of the total college headcount.

Section IV: STUDENT OUTCOMES

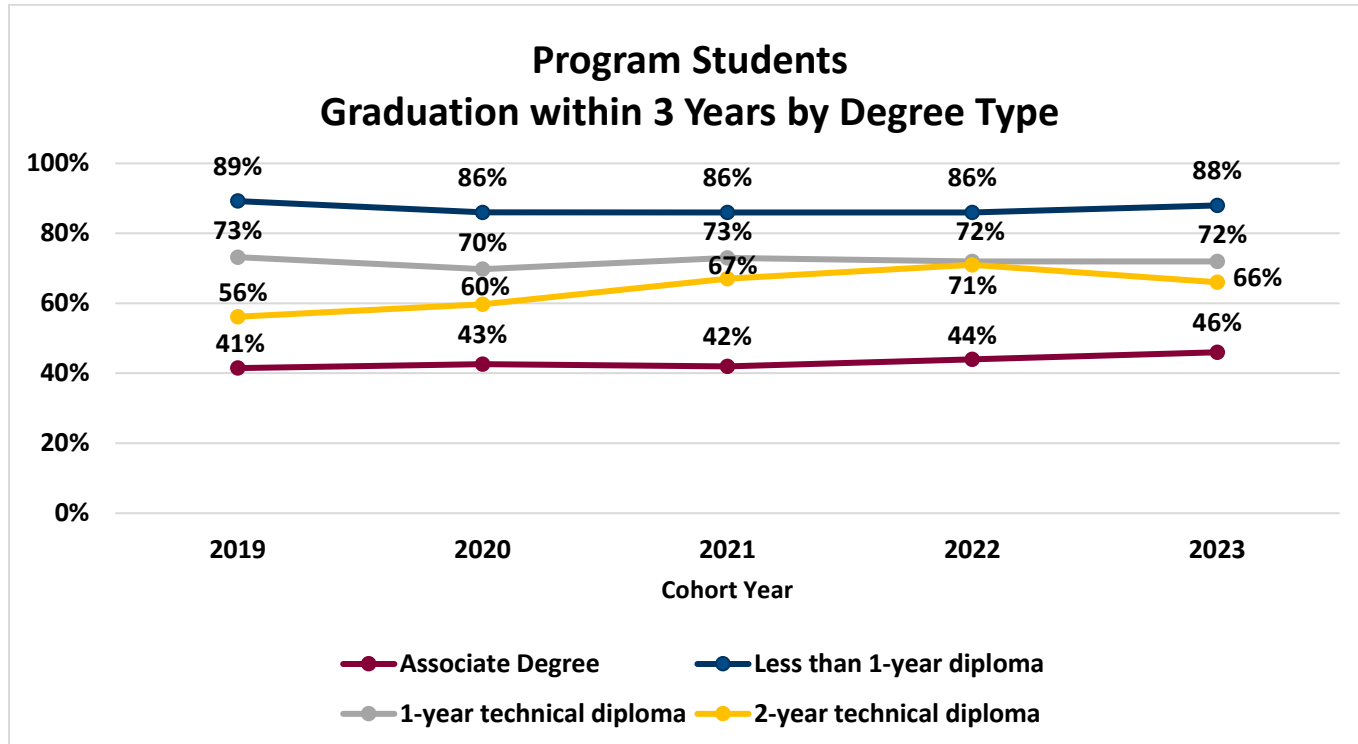
Course Success by Delivery Method



Source: CVTC Local OLAP cube

*Withdrawals are counted as unsuccessful and successful is defined as C or better

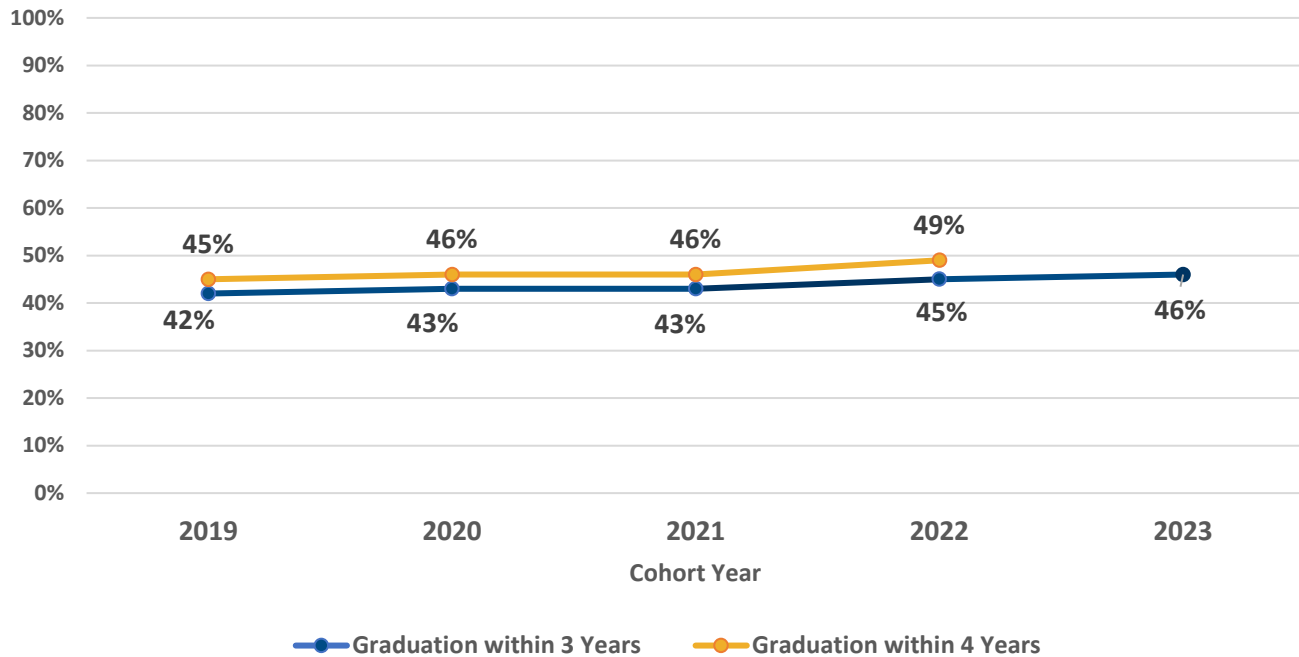
Graduation and Retention Rates*



Source: WTCS OLAP cube

Cohort Year: Year Students Start in their Program (i.e. the 2020 cohort year measures graduation anytime between the cohort year and report year of 2022)

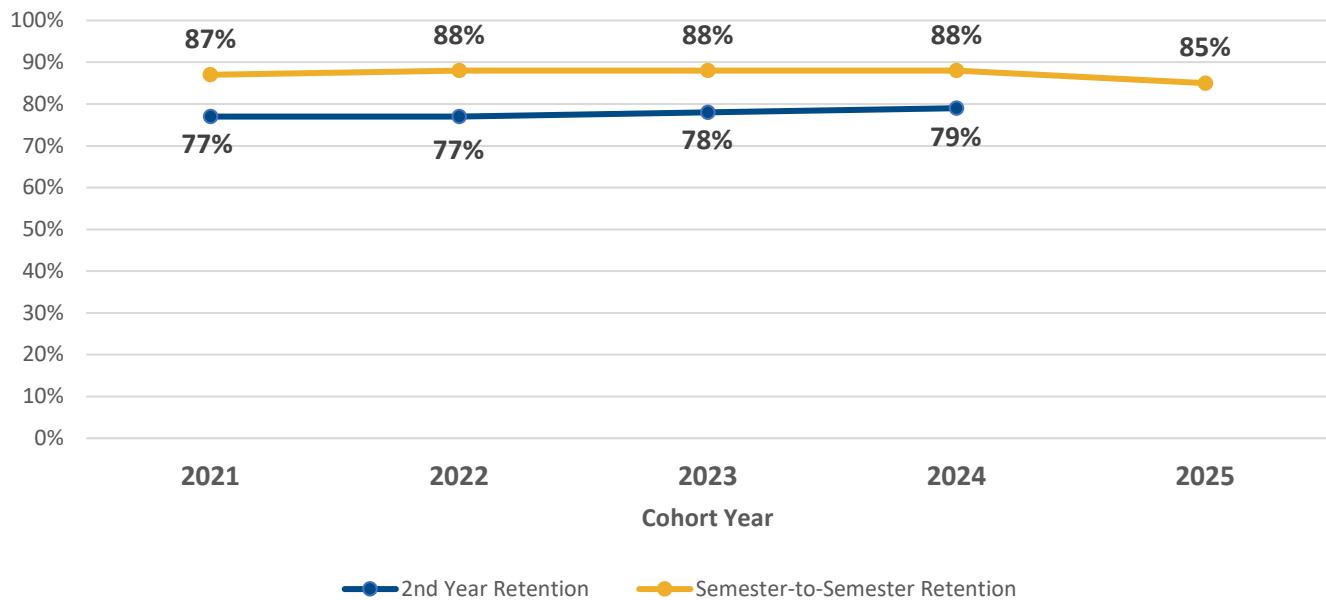
Graduation Rates for 2-Year Programs



Source: WTCS OLAP cube

Cohort Year: Year Students Start in their Program (i.e. the 2019 cohort year measures graduation anytime between the cohort year and report year of 2021 (within 3 years) and 2022 (within 4 years))

Retention Rates for All Programs[^]



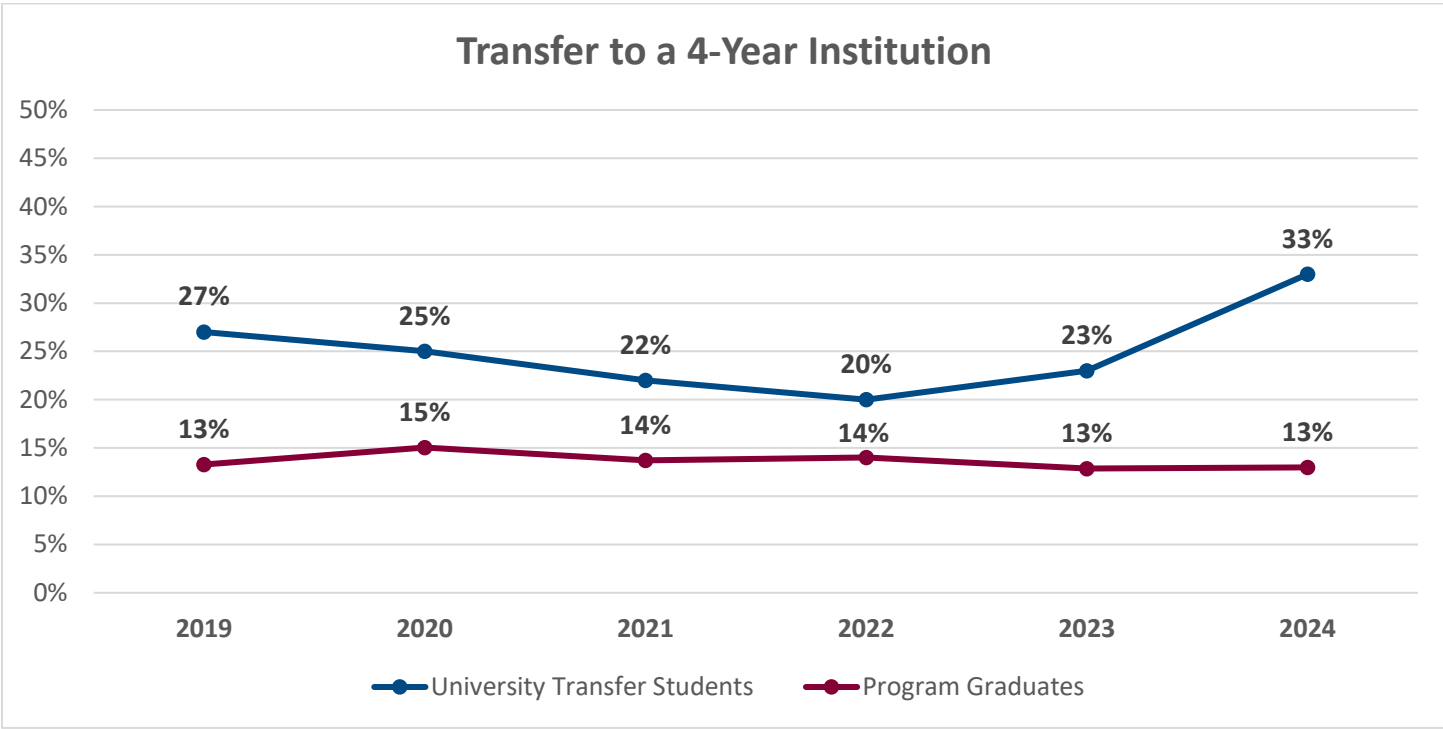
Source: WTCS OLAP cube

*Excluding University Transfer students in both graduation and retention rates since UT students typically do not graduate

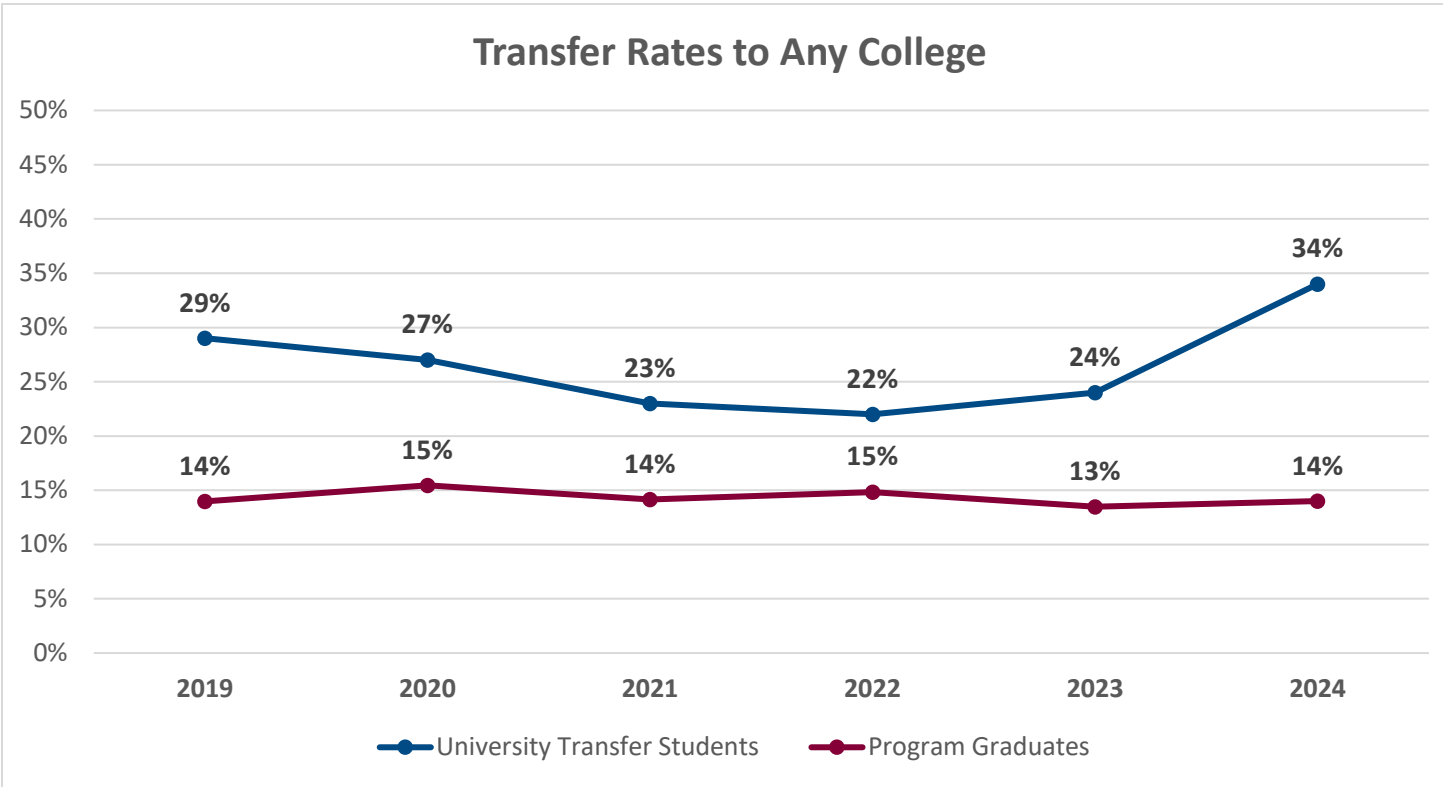
Cohort Year: Year Students Start in their Program

[^]Retention rates starting in 2025 now include pre-program students (past years excluded pre-program students)

Transfer Rates



Source: WTCS OLAP cube



Source: WTCS OLAP cube

2024 is the most recent data available; transfer data is one year after completion/program enrollment