

Chippewa Valley Technical College
HESI A2 Assessment, Preparation, and Test Sign-up Information

Health Education Systems Incorporated (**HESI**) is a company that specializes in developing diagnostic tests for various healthcare fields. HESI A2 is an assessment used for admission to certain CVTC health programs and helps determine preparedness for the program.

☒ Where can I take the HESI exam, how much does it cost, and where do I pay for the assessment?

The HESI exam is available on campus or remotely.

The HESI exam is available at the Business Education Center in Eau Claire and River Falls campuses. The cost of the HESI is \$55 when testing on campus. Students will pay for the HESI at CVTC on the day of the assessment.

Remote testing is available. The cost is \$75 for remote testing. Students who wish to test remotely, can contact the Assessment Center at assessmentcenter@cvtc.edu to receive a link to schedule, and pay for their HESI exam directly through Proctor U.

2. Is HESI a timed test?

Yes, the maximum allotted time for the test is 4 hours.

☒ When should I take the HESI?

It is recommended that students take the HESI after completing General Anatomy & Physiology. Students should meet with an academic advisor to discuss the admission requirements and to create an academic plan.

☒ What am I tested on?

Test sections are determined by the program. Students can take the sections in any order. The test questions are typically related to health care.

Dental Hygienist, Physical Therapist Assistant, and Radiography Programs*

- *Reading comprehension* measures the capability to understand reading passages. Students are required to identify a primary theme, find the meaning of phrases in context, and determine logical inferences. (55 questions)
- Basic *grammar* principles are evaluated, including important terms, their uses in grammar, common grammatical errors, and parts of speech. (55 questions)
- *Vocabulary* tests on grasping various health care related terms. The terminology is best understood and deciphered using context clues. (55 questions)
- *Anatomy & physiology* covers anatomical structures, general terminology, and systems; it primarily covers content taught in General Anatomy & Physiology. (30 questions)

**The Math section of the HESI is not required for your program. However, because it may be required for other health programs, we recommend that you take the Math section in case you change programs.*

Diagnostic Medical Sonography, Nursing, Practical Nursing, and Nursing – Advanced Placement Programs - In addition to the test sections above:

- *Math* includes addition, subtraction, multiplication, division, ratios, proportions, fractions, decimals, conversions, household measures, and dosage calculations. A TI-30XS calculator is provided for onsite testing.
- **A note about remote testing: A basic calculator is built into the remote exams, you are not allowed to use your own handheld calculator. Students taking the exam remotely are allowed a white board, no additional scratch paper allowed.** (55 questions)

5. What scores do I need to achieve?

CVTC requires scores of 75 in English (composite of reading comprehension, grammar, and vocabulary), 75 in Anatomy & Physiology, and 75 in Math (if applicable).

6. Will I know my test results right away?

Students testing in person will receive same day test scores upon completion of the assessment. Remote testers will receive and email once we have received scores and entered them into the system. Scores will be processed Monday – Friday 8:00 – 4:30.

7. How many times may I test and what if I do not meet the minimum HESI scores that are required?

Students have three attempts to successfully pass the assessment. There is a 30-day waiting period between each attempt. Students only need to retest in the areas in which the required score was not met but can retest in all areas. CVTC will use the highest score from each area and apply it toward the admission requirement. The cost to retest is \$55; \$75 for remote testing. If you change programs and have previously attempted the HESI Assessment without success, those attempts are counted.

8. What are my options to prepare for the HESI?

Self-paced HESI Prep on Canvas

Work at your own pace through videos, activities, and practice problems to review grammar, reading comprehension, vocabulary, mathematics, and anatomy & physiology. The self-paced HESI Prep Canvas option is non-credit and un-graded, to register click here <https://kb.cvtc.edu/98466>

Face-to-face HESI Prep Seminar

Participate in this 4-hour interactive seminar at the Eau Claire Business Education Center, or River Falls campus. Instructors will review reading/writing, mathematics, and anatomy & physiology. Offered monthly. Click on the link for upcoming seminar dates. <https://kb.cvtc.edu/page.php?id=98466>

For additional assistance, please contact Academic Support at 715-833-6201 or by email at astutoringservices@cvtc.edu.

Additional Resources

The following websites provide several free practice exams, flash cards, and study guides.

www.test-guide.com/free-hesi-a2-practice-tests.html

www.uniontestprep.com/hesi-exam

www.mometrix.com/academy/hesi-a2-test

www.wiley.com/college/apcentral/anatomydrill/

Students may search their App Store or Google Play for anatomy & physiology and math apps. Examples may include: Speed Anatomy, HESI A2 Pocket Prep, Khan Academy, and Quizlet.

Students may check out a study guide or exam review from the CVTC library for two hours at a time. They have multiple copies of both books available. These books are utilized in the HESI Prep success seminar. HESI study materials are also available to purchase from Amazon or the Evolve website.

Test results and remediation are available on the Evolve website approximately 2-3 days after testing for students that did not achieve 75 or higher. To access remediation, log into Evolve at <https://evolve.elsevier.com/student>. Click on Student Access → click on + to expand the Admissions Assessment Report → View Results to access remediation materials. Click on View Materials to view materials, print materials, or add them to the Study Packet to review later. Contact Elsevier if you have trouble accessing your remediation.

9. I have completed the HESI at another institution. Can I use these scores?

In some circumstances we may be able to use scores from tests taken at other colleges. Please contact the Assessment Office at 715-833-6346 to discuss this before making your HESI appointment for your current program.

10. I have taken the HESI at CVTC for another program. Can I use these scores?

Please contact the Assessment Office at 715-833-6346 to discuss this before making your HESI appointment for your current program.

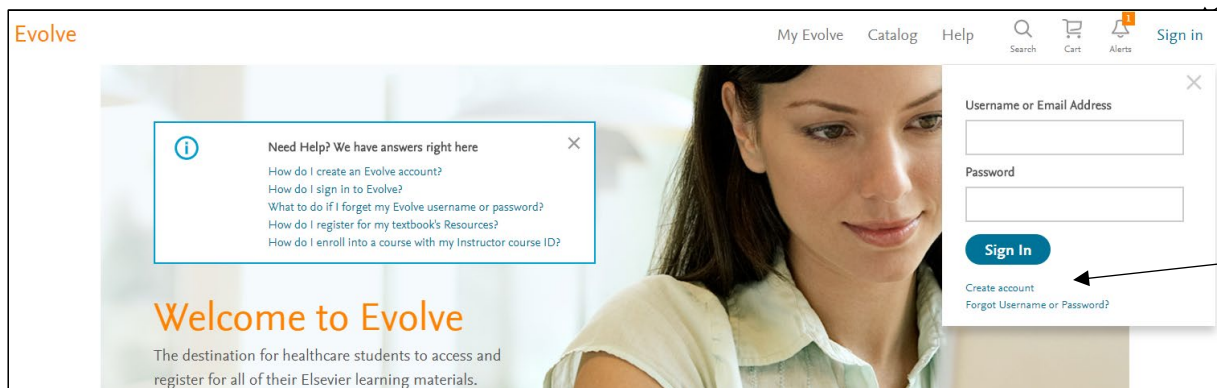
11. How do I sign up to take the HESI in person?

There are two steps to complete prior to taking the HESI exam: creating a HESI account and scheduling a testing appointment. Please follow the directions below to complete these steps.

*****If you are looking to take this exam remotely, please refer to Question #1 at the top of this document*****

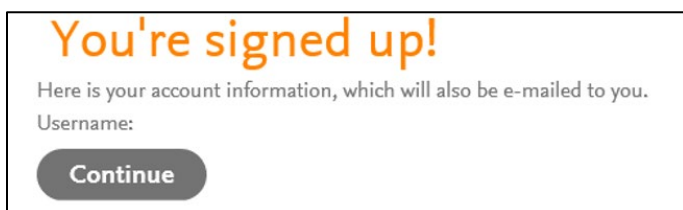
Step 1: Create your HESI account at <https://evolve.elsevier.com/student>


1. Click **Sign in**.
2. Click **Create account**.




3. Enter your personal information.
4. Click **Submit**.

You will receive your account information. **Please record the username and password in a secure place. Bring this information with you on your exam day.**



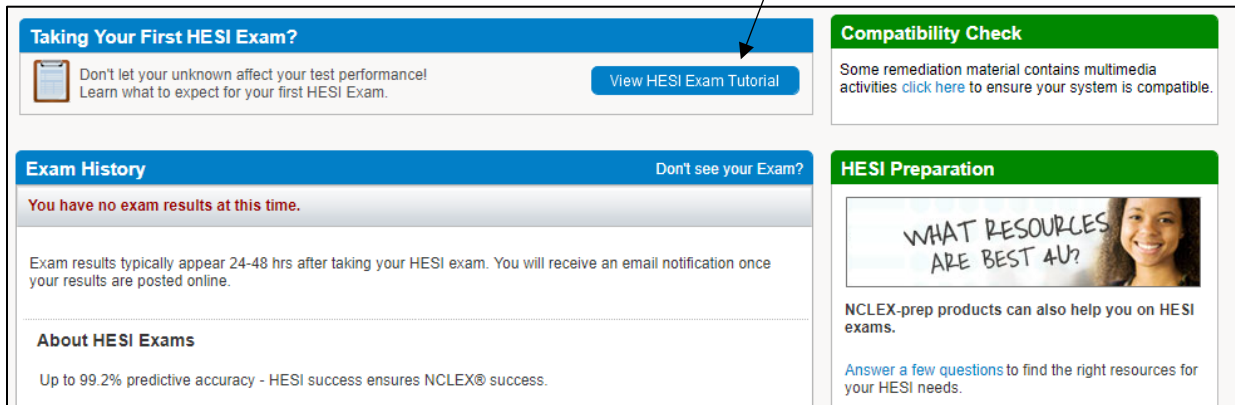
5. Click **Continue** to bring up My Content page.
6. Click  **To add more content, visit the catalog.**
7. Under HESI Secured Exams, click **Register for Results and Remediation**.
8. Click **Register**.
9. Click **Checkout/Redeem**. Cost listed will be \$0. Testing fee is paid at CVTC on the day of testing.
10. Enter required information. Estimate graduation date.
11. Click **Continue**. (You may have to click on **Checkout/Redeem** again before getting a confirmation.)

A confirmation will state that you are now registered for a student HESI account.

 You are now registered for a student HESI account. You can access your log in credentials by clicking [My Account](#) and selecting [Account Settings](#). When you return to [My Evolve](#) you will see a HESI Assessment section in your Content List. Click the link for [Student Access](#) to get started.

12. Click **My Evolve** for further information about taking the exam.
13. Click **Student Access**.
14. Read and click **I Agree** to the Terms & Conditions.
15. Click **My Evolve** to return to your content.
16. Click **Student Access**.
17. Click **View HESI Exam Tutorial**.

It is strongly recommended to review the tutorial prior to exam day.



The screenshot shows a dashboard with four main sections:

- Taking Your First HESI Exam?**: Includes a document icon, text "Don't let your unknown affect your test performance! Learn what to expect for your first HESI Exam.", and a blue button labeled "View HESI Exam Tutorial".
- Exam History**: Header "Don't see your Exam?". Text: "You have no exam results at this time." Below: "Exam results typically appear 24-48 hrs after taking your HESI exam. You will receive an email notification once your results are posted online." Section: "About HESI Exams" with text: "Up to 99.2% predictive accuracy - HESI success ensures NCLEX® success."
- Compatibility Check**: Text: "Some remediation material contains multimedia activities [click here](#) to ensure your system is compatible."
- HESI Preparation**: Video thumbnail with text "WHAT RESOURCES ARE BEST 4U?" and a woman's face. Text below: "NCLEX-prep products can also help you on HESI exams." Link: "Answer a few questions to find the right resources for your HESI needs."

Step 2:

Testing on campus - schedule your exam on [Appointment Plus](#) or <https://booknow.appointment-plus.com/x1bmgbk/>

1. Log In or Create an Account.
 2. Select Assessment Type from drop down list.
 3. Select Campus.
 4. Select date/time.
- A confirmation email will be sent to the email address provided.
 - On the testing day, bring a valid photo ID, your Evolve username and password, and testing fee. Do not bring any personal belongings. Personal belongings are not allowed in the testing room.

12. Who do I call for additional questions?

Contact Student Central at 715-833-6200 or 800-547-2882.

Rev 02/06/2023